

Wiring Diagrams — Therm-O-Disc Thermostats (Type 59T)

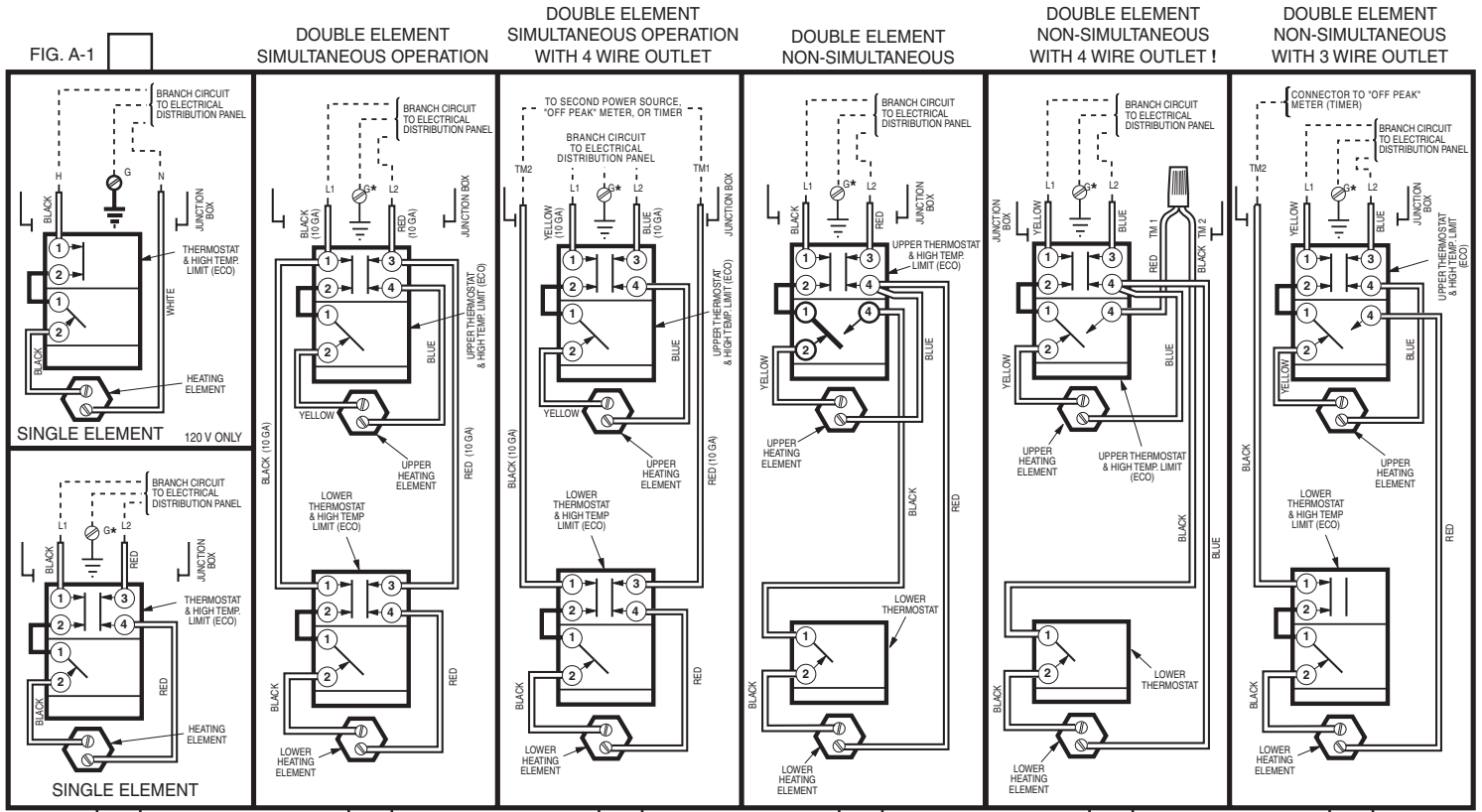


FIG. A-1

FIG. B

FIG. C

FIG. D

FIG. E

FIG. F

* Grounding conductor may be required. Refer to Wiring Section of Manual

! This water heater is factory equipped for two (2) wire connection to electrical power. For use with "off-peak" meter (timer) remove wire nut from red and black leads and connect to "off-peak" meter (timer).

THIS ELECTRIC WATER HEATER IS WIRED AS INDICATED ABOVE OR BELOW

Wiring Diagrams Electric Water Heaters for 3 - Phase Applications

Therm-O-Disc Thermostats
(Type 59T)

For the connection of this water heater to a 3-Phase Branch Circuit, connect field wiring to the water heater as indicated in the appropriate wiring diagram at right. A separate junction box is being supplied with this water heater (check bottom of carton) to accommodate wiring and conduit connections. Install the Junction Box as shown on the Installation/Instruction Sheet included in the plastic bag attached to the heater.

DOUBLE ELEMENT
SIMULTANEOUS OPERATION

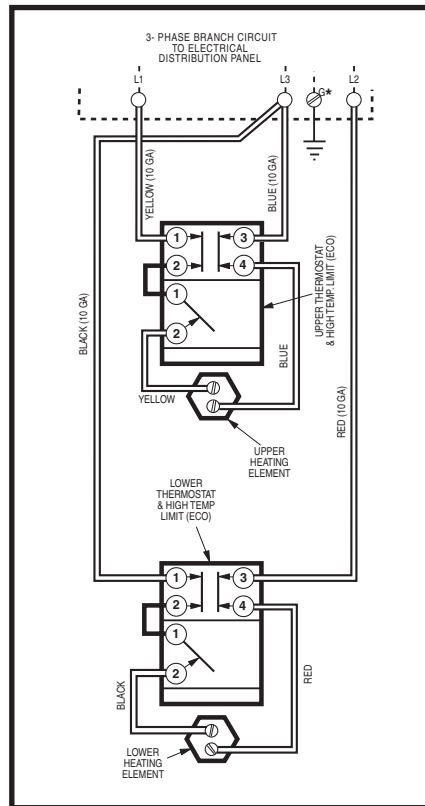


FIG. G

DOUBLE ELEMENT
NON-SIMULTANEOUS

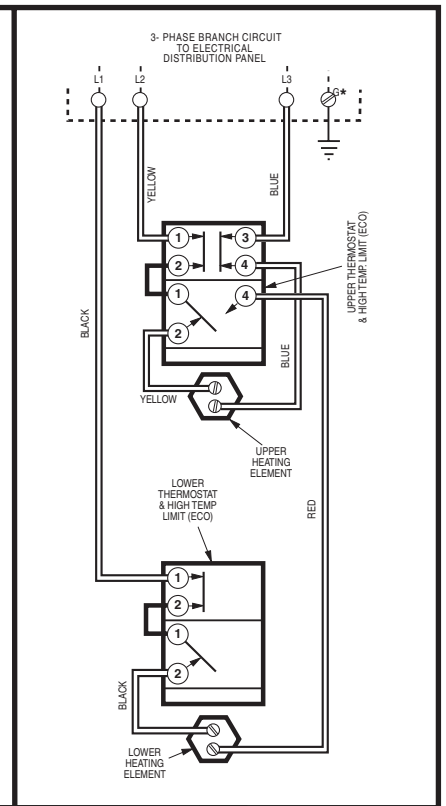


FIG. H