



The new degree of comfort.™

Cased/Uncased Coils For Gas And Oil Furnaces



RCFN- Series

featuring Industry Standard R-410A

Refrigerant

Airflow Capacity

600-1,900 CFM [283-897 L/s]



- Rheem® Indoor Coils are designed for use with Rheem outdoor units and are available for vertical upflow or downflow, and horizontal left or horizontal right airflow. When matched with Rheem outdoor units, the coils provide a nominal capacity range from 18,000 BTU/HR [5.24 kW] to 48,000 BTU/HR [14.06 kW].
- Constructed of aluminum fins bonded to internally grooved copper tubing.
- Tin plated copper tubing in the finned area for superior corrosion resistance in harsh environments.
- Coils are tested at the factory with an extensive refrigerant leak check.
- Coils have sweat refrigerant connections.
- Ideally suited for new installations or add on air conditioning.
- Feature two sets of $\frac{3}{4}$ " [14.1 mm] N.P.T. Condensate drain connections for ease of connection.
- Coils are AHRI certified for system application with variety of Rheem outdoor units.
- Condensate drain pan is constructed of high grade, heat resistant, corrosion free thermal-set material.
- Compatible with Germicidal Light System (UV resistant)
- Bi-Directional airflow eliminates the need to switch any internal components from horizontal left to right.
- Unique drain pan design maximizes application flexibility and condensate removal.
- Universal Duct Flanges are included with all coil models.

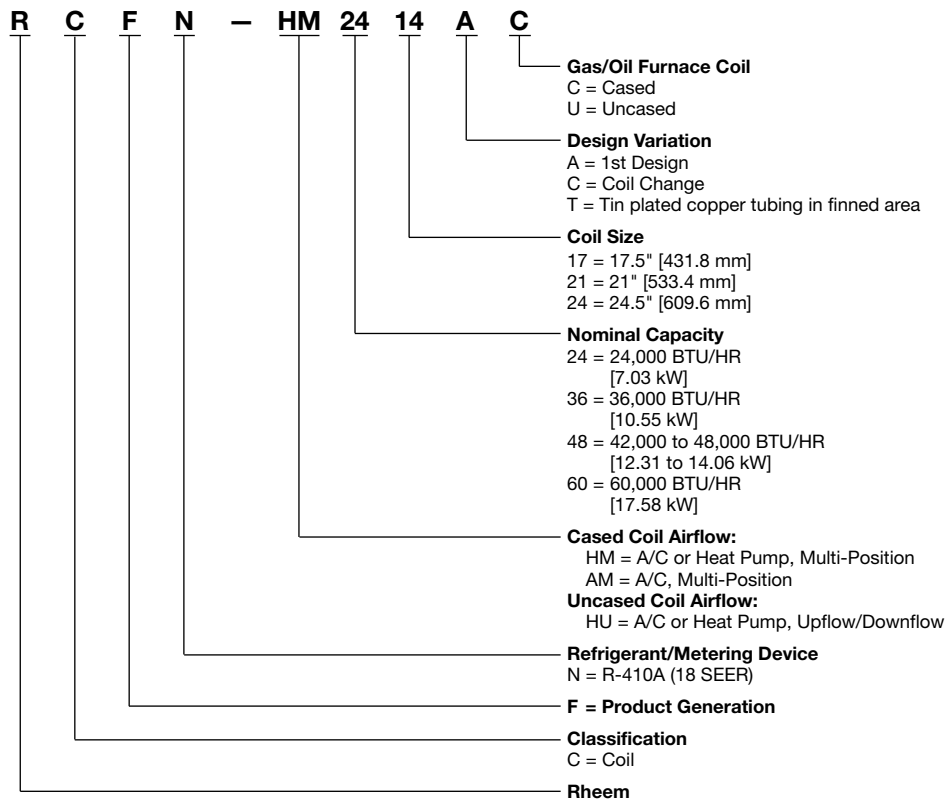
TABLE OF CONTENTS

Model Number Identification	3
Coil Specifications	3
Coil Dimensions and Weights	4-5
Accessories	6-7
Limited Warranty	8



Air

Model Number Identification



Available Models of RCFN Coils	
RCFN-HU2417AU	RCFN-HU6024TU
RCFN-HU2421AU	RCFN-HM2417AC
RCFN-HU3624AU	RCFN-HM2421AC
RCFN-HU4824AU	RCFN-HM3624AC
RCFN-HU6024AU	RCFN-HM4824AC
RCFN-HU2417CU	RCFN-HM6024AC
RCFN-HU2421CU	RCFN-HM2417CC
RCFN-HU3624CU	RCFN-HM2421CC
RCFN-HU4824CU	RCFN-HM3624CC
RCFN-HU6024CU	RCFN-HM4824CC
RCFN-HU2417TU	RCFN-HM6024CC
RCFN-HU2421TU	RCFN-AM4821AC
RCFN-HU3624TU	RCFN-AM6021AC
RCFN-HU4824TU	

Table 1: Coil Specifications/Airflow Pressure Drop

Coil Model Number	Approx. Design Air Flow CFM [L/s] Range	Face Area Sq. Ft. [m ²]	Fins-in. Rows Deep	Static Pressure Drop Through Wet Cooling Coil [kPa] (Inches W.C.) CFM [L/s]													
				600 [283]	700 [330]	800 [378]	900 [425]	1000 [472]	1100 [519]	1200 [566]	1300 [614]	1400 [661]	1500 [708]	1600 [756]	1700 [802]	1800 [850]	1900 [897]
HIGH EFFICIENCY COOLING COILS																	
2417	600/800 [283/378]	5.70 [0.53]	16/2	0.07 [0.02]	0.12 [0.03]	0.17 [0.04]	0.21 [0.05]	—	—	—	—	—	—	—	—	—	—
2421	600/800 [283/378]	5.70 [0.53]	16/2	0.05 [0.01]	0.10 [0.02]	0.15 [0.04]	0.18 [0.04]	—	—	—	—	—	—	—	—	—	—
3624	825/1175 [389/555]	9.98 [0.93]	14/3	—	—	0.07 [0.02]	0.09 [0.02]	0.11 [0.03]	0.14 [0.03]	0.16 [0.04]	—	—	—	—	—	—	—
4821	1200/1800 [566/850]	5.33 [0.50]	14/4	—	—	—	—	—	—	0.21 [0.05]	0.23 [.059]	0.25 [.063]	0.30 [.076]	0.32 [.081]	0.37 [.094]	—	—
4824	1000/1600 [472/755]	9.98 [0.93]	14/3	—	—	—	—	0.11 [0.03]	0.14 [0.03]	0.16 [0.04]	0.19 [0.05]	0.21 [0.05]	0.24 [0.06]	0.27 [0.07]	—	—	—
6021	1400/1900 [660/897]	5.83 [0.55]	15/4	—	—	—	—	—	—	—	—	0.26 [.066]	0.30 [.076]	0.32 [.081]	0.36 [.092]	0.40 [.100]	0.44 [.112]
6024	1050/1700 [496/802]	9.98 [0.93]	14/3	—	—	—	—	0.11 [0.03]	0.14 [0.03]	0.16 [0.04]	0.19 [0.05]	0.21 [0.05]	0.24 [0.06]	0.27 [0.07]	0.31 [0.08]	—	—

NOTE: Represents Coil-Only Airflow Ratings

[] Designates Metric Conversions



Table 2: Coil Dimensions and Weights — RCFN-HM/HU MODELS

Coil Model Number	Connections		Cased Coil Dimensions (in) [mm]			Weight	
	Sweat (in.) [mm]		A	B	C	Coil Weight (lbs.) [Kg.]	Shipping Weight (lbs.) [Kg.]
	Liquid I.D.	Suction I.D.					
2417	3/8 [9.53]	3/4 [19.05]	17 1/2 [445]	17 7/8 [454]	20 [508]	52 [24]	57 [26]
2421	3/8 [9.53]	3/4 [19.05]	21 1/2 [533]	17 1/2 [445]	20 [508]	52 [24]	60 [27]
3624	3/8 [9.53]	7/8 [22.23]	24 1/2 [622]	30 1/4 [768]	32 [813]	108 [49]	118 [54]
4824	3/8 [9.53]	7/8 [22.23]	24 1/2 [622]	30 1/4 [768]	32 [813]	108 [49]	118 [54]
6024	3/8 [9.53]	7/8 [22.23]	24 1/2 [622]	30 1/4 [768]	32 [813]	108 [49]	118 [54]
4821	3/8 [9.53]	7/8 [22.23]	21 [533]	20 1/8 [511]	26 [662]		64 [29]
6021	3/8 [9.53]	7/8 [22.23]	21 1/2 [533]	20 1/2 [524]	26 [662]		70 [32]

[] Designates Metric Conversions

FIGURE 1: DIMENSIONS — RCFN-HM/HU MODELS

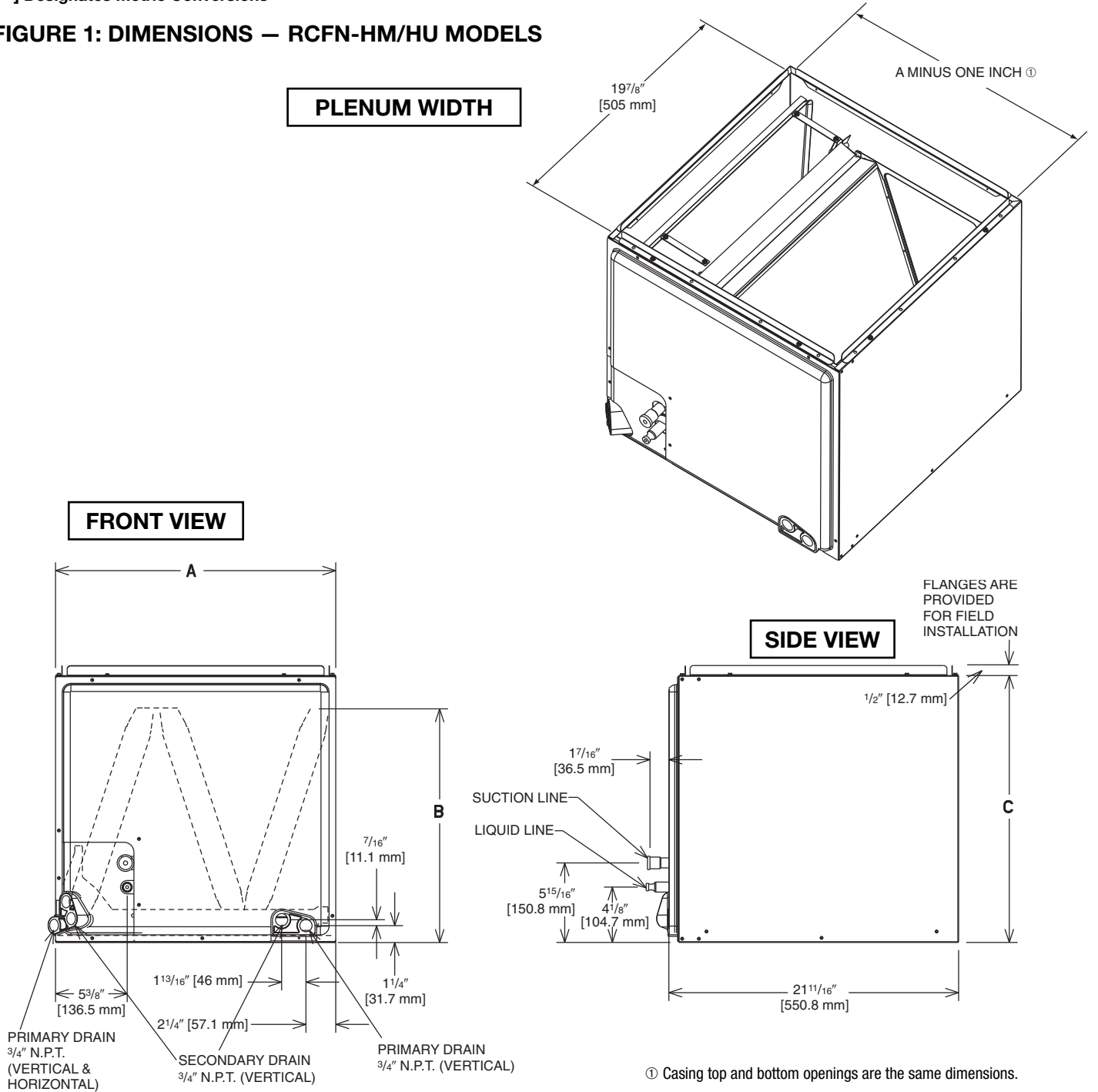
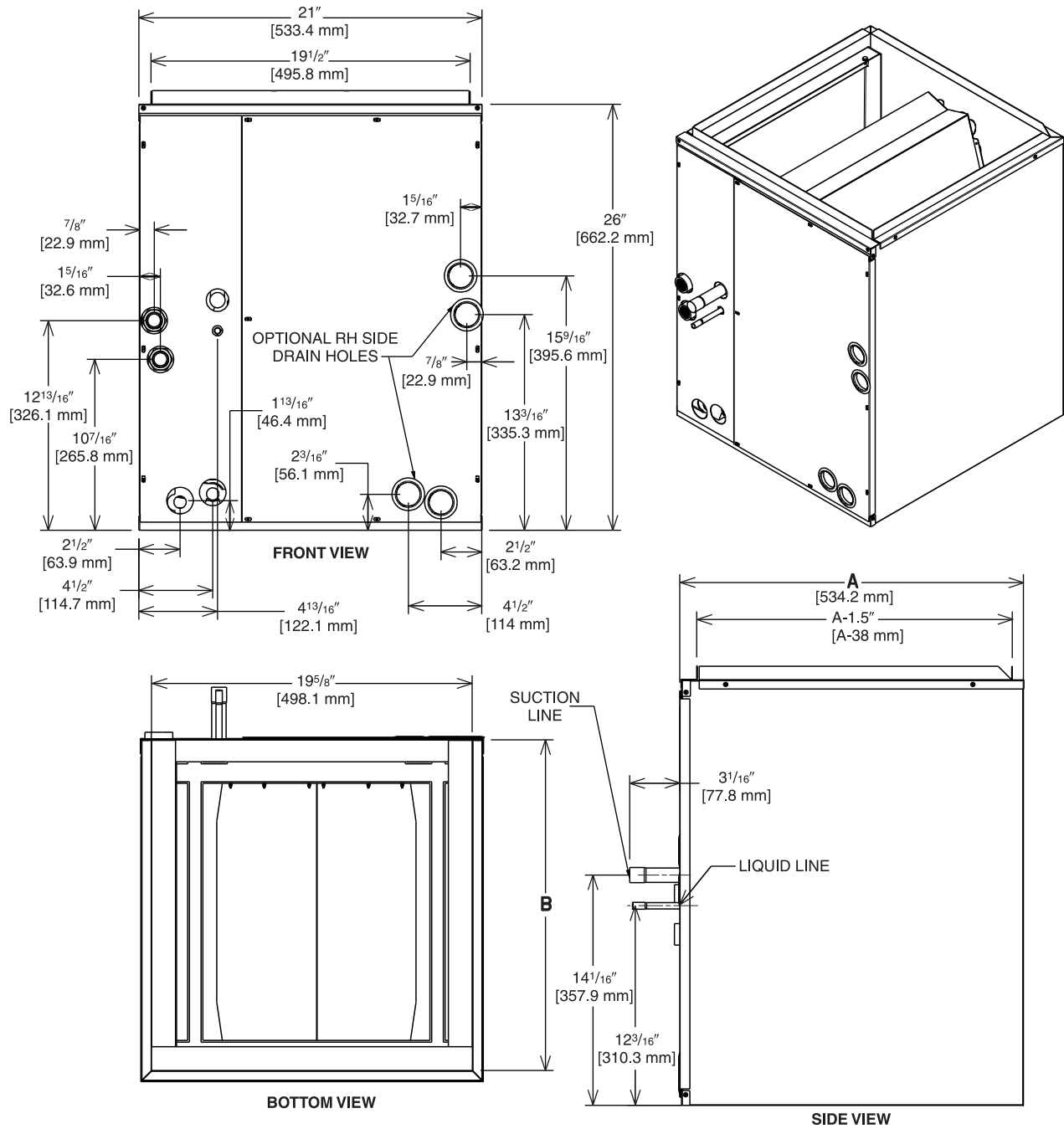




FIGURE 2: DIMENSIONS & WEIGHTS — RCFN-AM MODELS



[] Designates Metric Conversions



Accessories

- **RXBA-AC (Upflow/Horizontal) (All RCFN Models)**
- **RXBA-AD (Downflow/Horizontal)**

These plenum adapter accessories are for use when a cooling coil is matched with a gas furnace of one smaller size.

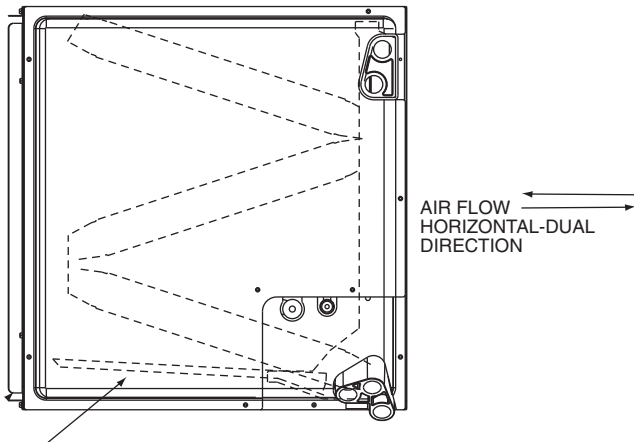
- **HORIZONTAL ADAPTER KIT RXHH (RCFN-HM/HU Models Only) (See Figure 2)**

This horizontal adapter kit is used to convert a upflow or downflow coil for a horizontal application. See Table 4 to order the proper horizontal adapter kit.

Table 4: Horizontal Adapter Kit Model No. (RCFN-HM/HU Models Only)

Coil Model	Horizontal Adapter Kit Model No.
2417/2421	RXHH-A03
3624/4824/6024	RXHH-A05

FIGURE 2: HORIZONTAL ADAPTER KIT ILLUSTRATION



HORIZONTAL ADAPTER KIT (RXHH-)

- **INDOOR COIL CASING- RXBC (See Table 5) (RCFN-HM/HU Models Only)**

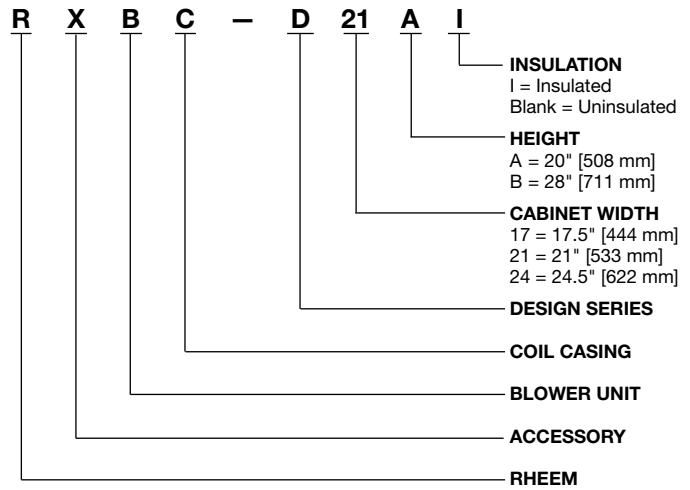


Table 5: Unit Dimensions and Weights- RXBC Indoor Coil Casings (RCFN-HM/HU Models Only)

Model Number	Width (in.) [mm]	Height (in.) [mm]	Depth (in.) [mm]	Unit Weight		Supply Air/Return Air Openings	
				Weight (lbs.) [Kg.]	Ship. Wt. (lbs.) [Kg.]	Width (in.) [mm]	Depth (in.) [mm]
RXBC-D17A1	17½ [445]	20 [508]	21 ⁵ / ₈ [549]	18 [8]	23 [10]	16½ [419]	19 ³¹ / ₃₂ [507]
RXBC-D21A1	21 [533]	20 [508]		20 [9]	26 [12]	20 [508]	
RXBC-D21B1	21 [533]	28 [711]		27 [12]	36 [16]	20 [508]	
RXBC-D24A1	24½ [622]	32½ [826]		34 [15]	44 [20]	23½ [597]	

[] Designates Metric Conversions

Accessories (cont.)

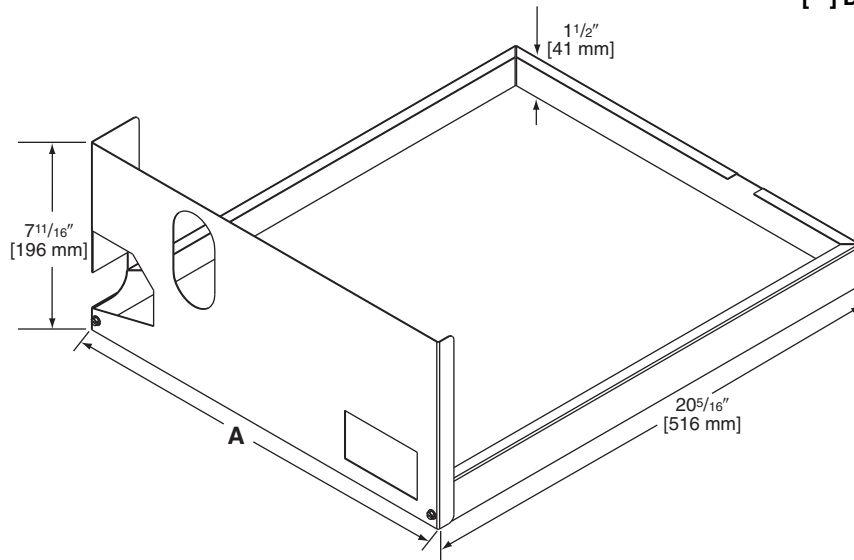
- **UNCASED COIL ADAPTER KITS (RCFN-HM/HU Models Only) RXBA- (See Figure 3 & 4)**

This uncased coil adapter kit is used to adapt the coil to a furnace or ductwork. See Table 6 to order the proper adapter kit. Each kit contains a quantity of 20 adapters.

Table 6: Uncased Coil Adapter Kit

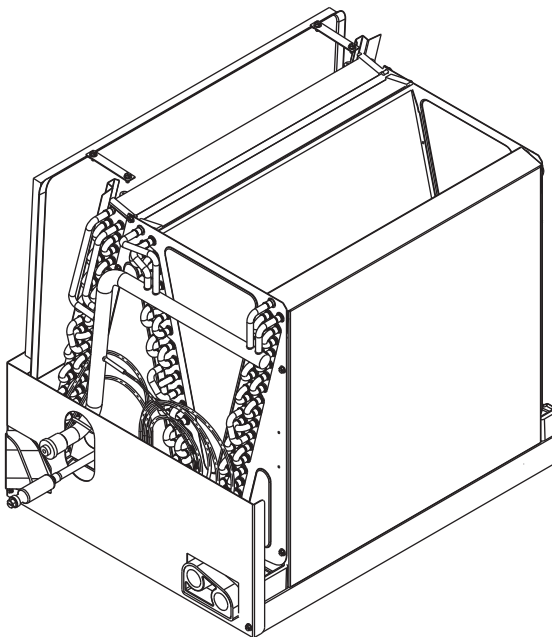
Uncased Coil Adapter Model Number RXBA	A Width (in.) [mm]	Uncased Coil Model RCFN
B17x20	16 ⁵ / ₈ [422]	-HUxx17
B21x20	20 ¹ / ₈ [511]	-HUxx21
B24x20	23 ⁵ / ₈ [599]	-HUxx24

FIGURE 3: UNCASED COIL ADAPTER KIT ILLUSTRATION



[] Designates Metric Conversions

FIGURE 4: UNCASED COIL ADAPTER KIT ASSEMBLED



Note: Sliding the coil into the coil rail before attaching coil rack front.

BEFORE PURCHASING THIS APPLIANCE, READ IMPORTANT ENERGY COST AND EFFICIENCY INFORMATION AVAILABLE FROM YOUR RETAILER.

GENERAL TERMS OF LIMITED WARRANTY*

Rheem will furnish a replacement for any part of this product which fails in normal use and service within the applicable periods stated, in accordance with the terms of the limited warranty.

Parts.....Five (5) Years
Conditional Parts (Registration Required).....Ten (10) Years

*For complete details of the Limited and Conditional Warranties, including applicable terms and conditions, contact your local contractor or the Manufacturer for a copy of the product warranty certificate.



The new degree of comfort.™

In keeping with its policy of continuous progress and product improvement, Rheem reserves the right to make changes without notice.

Rheem Heating, Cooling & Water Heating • P.O. Box 17010
Fort Smith, Arkansas 72917 • www.rheem.com

Rheem Canada Ltd./Ltée • 125 Edgeware Road, Unit 1
Brampton, Ontario • L6Y 0P5



INTEGRATED HOME COMFORT

PRINTED IN U.S.A 1/13 QG FORM NO. C11-221