



# SUBMITTAL COVER SHEET

PROJECT NAME \_\_\_\_\_

LOCATION \_\_\_\_\_

ARCHITECT \_\_\_\_\_

ENGINEER \_\_\_\_\_

CONTRACTOR \_\_\_\_\_

SUBMITTED BY \_\_\_\_\_ DATE \_\_\_\_\_

## UNIT SUMMARY

Quantity						
Unit Designation						
Model No.						
Total Cooling						
Sensible Cooling						
Air Ent. Evaporator						
Air Lvg. Evaporator						
Heating Input						
Heating Output						
CFM/ESP						
EER/SEER						
Electrical						
Minimum Ampacity						
Min.-Max. Breaker						
Net Unit Weight						
Accessory						
Catalog Form Number						

### ACCESSORIES:

### NOTES:

# SUBMITTAL SHEET FOR RGJF- 90% PLUS A.F.U.E. COMMUNICATING MODULATING HORIZONTAL GAS FURNACES

Models with Input Rates from 60,000 to 120,000 BTU/HR  
[17.58 to 35.16 kW]



"Visit [www.Rheem.com/taxcredit](http://www.Rheem.com/taxcredit) for complete details."

JOB NAME \_\_\_\_\_ MODEL NO. \_\_\_\_\_  
 CONTRACTOR \_\_\_\_\_ OUTDOOR UNIT MODEL NO. \_\_\_\_\_  
 ENGINEER \_\_\_\_\_ LOCATION \_\_\_\_\_  
 SUBMITTED FOR  APPROVAL  RECORD ORDER NO. \_\_\_\_\_  
 DATE \_\_\_\_\_



## Equipped with Comfort Control² System™

- Serial communication enabled
- Increased system reliability and efficiency
- 28 on-board diagnostic and operating codes
- *Active Protection™* with homeowner "Call for Service" alert
- Dual 7-segment LED display

### UNIT DATA

#### HEATING PERFORMANCE

TOTAL CAPACITY INPUT\* ..... MBH [kW]  
 TOTAL CAPACITY OUTPUT\* .. MBH [kW]  
 DESIGN TEMP. RISE ..... °F [°C] DB  
 AFUE ..... %  
 CALIFORNIA SEASONAL EFFICIENCY ..... %  
 (\*uses blower motor heat)

#### SUPPLY AIR BLOWER PERFORMANCE

TOTAL AIR SUPPLY ..... CFM [L/s]  
 TOTAL RESISTANCE EXTERNAL TO UNIT ..... IWG  
 BLOWER SPEED ..... RPM  
 POWER OUTPUT REQUIREMENT .. BHP  
 MOTOR RATING ..... HP [W]  
 POWER INPUT REQUIREMENT ..... kW

#### ELECTRICAL DATA

POWER SUPPLY ..... Hz  
 TOTAL UNIT AMPACITY ..... AMPS  
 MINIMUM WIRE SIZE ..... AWG  
 MAXIMUM OVERCURRENT DEVICE FUSES/HACR BREAKER ..... AMPS

### FEATURES FOR RGJF-

- The *Comfort Control² System™* provides over 28 on-board diagnostics and fault history codes by detecting system and electrical problems. "Call for Service" alert notification is sent to the thermostat to alert the homeowner of required service.
- Serial Communication Enhanced – When installed with a Serial Communicating Condensing Unit and user interface control (RHC-TST550CMMS) 500 Series thermostat this unit offers 4 or 2 wire installation, auto-configuration, and diagnostic messaging with full communicating capability.
- Heat exchanger is constructed of all stainless steel for maximum corrosion resistance and thermal fatigue reliability.
- Modulating Function: when used with a modulating thermostat, modulation rate between 40% and 100% of total capacity.
- Two-stage Function: when used with a two-stage thermostat, furnace operates at 40% on low-fire, and stages up to 65%, then 100% for high fire.
- Multistage Function: when used with a single-stage thermostat, furnace operates at 40%, 65% and 100% of total capacity.
- Reduced firing rates, electrically efficient ECM motor, and solid doors provide the ultimate in quiet operation.
- Low speed constant fan.
- Constant temperature rise for superior comfort.
- Dual Seven segment LED's for system diagnostics.
- Diagnostic history for troubleshooting.
- Two-speed induced draft motor.
- Direct spark ignition with remote sense.
- Top electrical connections.
- Optional indoor or outdoor combustion air.
- Minimum 90.4 A.F.U.E. or Higher

### FIELD INSTALLED ACCESSORIES

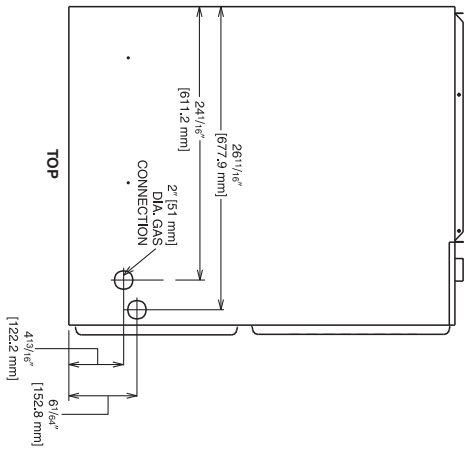
- Vent Termination Kits Concentric:  
 Vertical/Horizontal: RXGY-D02, RXGY-E03, RXGY-G02 .....   
 Condensate Pump Kit: RXGY-B01 .....   
 Neutralizer Kit: RXGY-A01 .....   
 Upflow Plenum Adapter: (RXXA-C186, C187, C188, C173, C174, C175, C176, C177) .....   
 LP Kit: US = RXGJ - FP07s .....   
 Canadian = RXGJ - FP08 .....   
 Communicating Modulating Furnace Thermostat:  
 (-)HC-TST550CMMS.....   
 High Altitude Conversion Kit: (RXGY-F38, F39, F40, F41) .....   
 Alternate (Left Side) Condensate Drain Kit: (RXGY-H01) .....

[ ] Designates Metric Conversions



# HORIZONTAL MODELS

Illustration  
A084901.S01B



FRONT

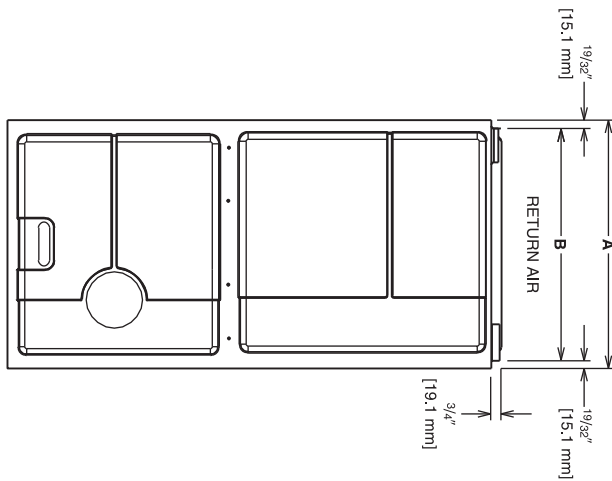


Illustration  
A084901.S01C

Illustration  
A084901.S01A

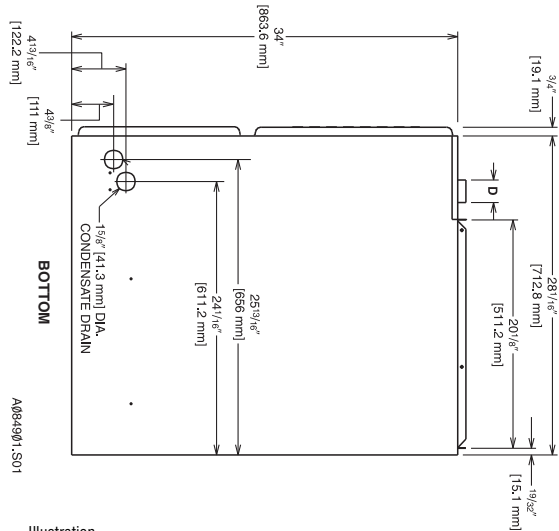
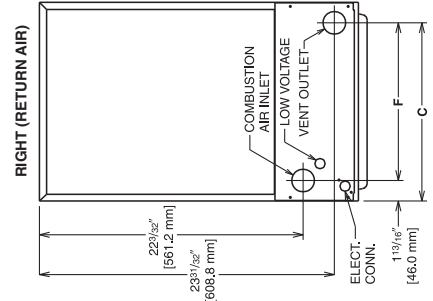
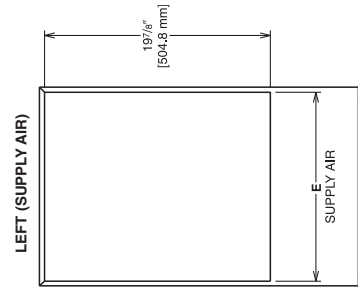


Illustration  
A084901.S01D

MODEL RGJF-	A	B	C	D	E	F	LEFT SIDE	MINIMUM CLEARANCE (IN.) [mm]				SHIP. WGT. (LBS.) (kg)	
								RIGHT SIDE	BACK	TOP	FRONT		VENT
06	17 <sup>1</sup> / <sub>2</sub> [445]	16 <sup>11</sup> / <sub>32</sub> [415]	15 <sup>5</sup> / <sub>8</sub> [397]	2 [51]	16 <sup>5</sup> / <sub>8</sub> [422]	13 <sup>7</sup> / <sub>8</sub> [352]	0	0	0	1 [25]	2 [51]	0	117 [53]
07	17 <sup>1</sup> / <sub>2</sub> [445]	16 <sup>11</sup> / <sub>32</sub> [415]	15 <sup>5</sup> / <sub>8</sub> [397]	2 [51]	16 <sup>5</sup> / <sub>8</sub> [422]	13 <sup>7</sup> / <sub>8</sub> [352]	0	0	0	1 [25]	2 [51]	0	123 [56]
09	21 [533]	19 <sup>27</sup> / <sub>32</sub> [504]	19 <sup>3</sup> / <sub>16</sub> [487]	2 [51]	20 <sup>1</sup> / <sub>8</sub> [511]	17 <sup>3</sup> / <sub>8</sub> [441]	0	0	0	1 [25]	2 [51]	0	148 [67]
10	21 [533]	19 <sup>27</sup> / <sub>32</sub> [504]	19 <sup>3</sup> / <sub>16</sub> [487]	2 [51]	20 <sup>1</sup> / <sub>8</sub> [511]	17 <sup>3</sup> / <sub>8</sub> [441]	0	0	0	1 [25]	2 [51]	0	152 [69]
12	24 <sup>1</sup> / <sub>2</sub> [622]	23 <sup>11</sup> / <sub>32</sub> [594]	22 <sup>5</sup> / <sub>8</sub> [575]	2 [51]	23 <sup>5</sup> / <sub>8</sub> [600]	20 <sup>7</sup> / <sub>8</sub> [530]	0	0	0	1 [25]	2 [51]	0	160 [73]

[ ] Designates Metric Conversions

Before proceeding with installation, refer to installation instructions packaged with each model, as well as complying with all Federal, State, Provincial, and Local codes, regulations, and practices.

Rheem Sales Company, Inc.  
P.O. Box 17010, Fort Smith, AR 72917

"In keeping with its policy of continuous progress and product improvement, Rheem reserves the right to make changes without notice."