



SUBMITTAL COVER SHEET

PROJECT NAME _____

LOCATION _____

ARCHITECT _____

ENGINEER _____

CONTRACTOR _____

SUBMITTED BY _____ DATE _____

UNIT SUMMARY

Quantity						
Unit Designation						
Model No.						
Total Cooling						
Sensible Cooling						
Air Ent. Evaporator						
Air Lvg. Evaporator						
Heating Input						
Heating Output						
CFM/ESP						
EER/SEER						
Electrical						
Minimum Ampacity						
Min.-Max. Breaker						
Net Unit Weight						
Accessory						
Catalog Form Number						

ACCESSORIES:

NOTES:

SUBMITTAL SHEET FOR PACKAGE AIR CONDITIONERS

RSNM- 13 SEER SERIES, RSPM- 14 SEER SERIES

FEATURING NEW INDUSTRY STANDARD R-410A REFRIGERANT

NOMINAL SIZES 2 THRU 5 TONS [7 THRU 17.6 kW]



JOB NAME _____ DATE _____

CONTRACTOR _____ UNIT DESIGNATION _____

ENGINEER _____ MODEL NO. _____

SUBMITTED FOR APPROVAL RECORD LOCATION _____

SUBMITTED BY _____ ORDER NO. _____

UNIT DATA

COOLING PERFORMANCE

TOTAL CAPACITY* MBH

SENSIBLE CAPACITY* MBH

OUTDOOR DESIGN TEMP. °F [°C] DB/WB

TOTAL SUPPLY AIR CFM [L/s]

TEMP. OF AIR ENTERING
EVAPORATOR COIL..... °F [°C] DB/WB

POWER INPUT REQUIREMENT KW

SEER RATING.....

(*uses blower motor heat)

SUPPLY AIR BLOWER PERFORMANCE

TOTAL SUPPLY AIR CFM [L/s]

TOTAL RESISTANCE EXTERNAL
TO UNIT..... IWG

BLOWER SPEED RPM

POWER OUTPUT REQUIREMENT .. BHP

MOTOR RATING HP [W]

POWER INPUT REQUIREMENT KW

ELECTRICAL DATA

POWER SUPPLY HZ

TOTAL UNIT AMPACITY..... AMPS

MINIMUM WIRE SIZE AWG

MAXIMUM OVERCURRENT DEVICE
FUSES HACR BREAKER AMPS

TOTAL UNIT WEIGHT

TOTAL OPERATING WEIGHT LBS [kg]
(including field-installed accessories)

CLEARANCES

SIDE "A"	18" [457 mm]
SIDE "B"	0"
SIDE "C"	12" [305 mm]
SIDE "D"	30" [762 mm]
ABOVE UNIT	60" [1524 mm]

FEATURES FOR RSNM-/RSPM-

- Scroll Compressor
- Copper Tube/Aluminum Fin Coils
- Powder painted louvered steel cabinet protects coil from yard hazard damage
- Painted Base Pan
- Easily accessible Gauge Ports
- Spacious control box for easy accessibility
- Power and control wiring are separated
- Certified and rated under ARI Standard 240
- U.L. listed
- Zero Clearance to structure
- Hi-Static Capability
- Indoor Coil access for easy cleaning
- Slide-Out Indoor Blower for easy motor & blower maintenance
- Slide-Out Drain Pan for easy access and cleaning
- Round Horizontal Supply & Return for application adaptability
- Duct Collars provided
- Condensate Trap provided
- Removable Base Rails
- Factory run-tested prior to shipment
- Electric Heat Factory or Field Installed
- Factory limited warranty on parts as follows:
Compressor:
1 Phase (Residential Applications)Ten (10) Years
• 13 & 14 SEER, Commercial ApplicationsFive (5) Years
Any Other Part:
1 & 3 Phase Models (Commercial Applications)..One (1) Year
1 Phase Models (Residential Applications)
(Registration Required)Ten (10) Years

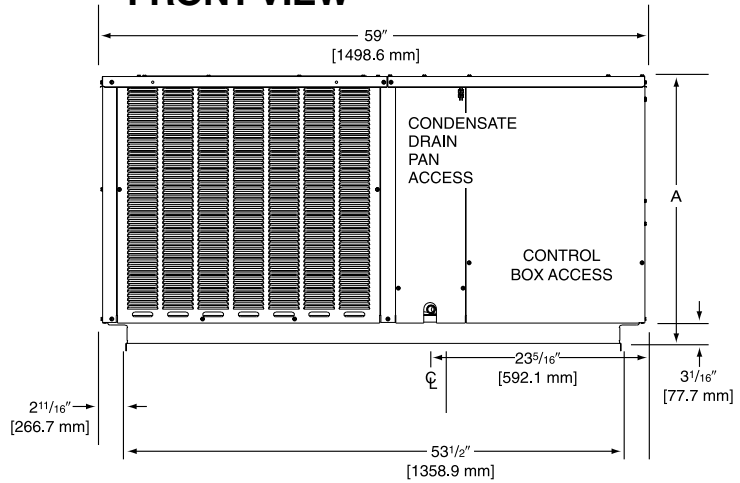
[] Designates Metric Conversions



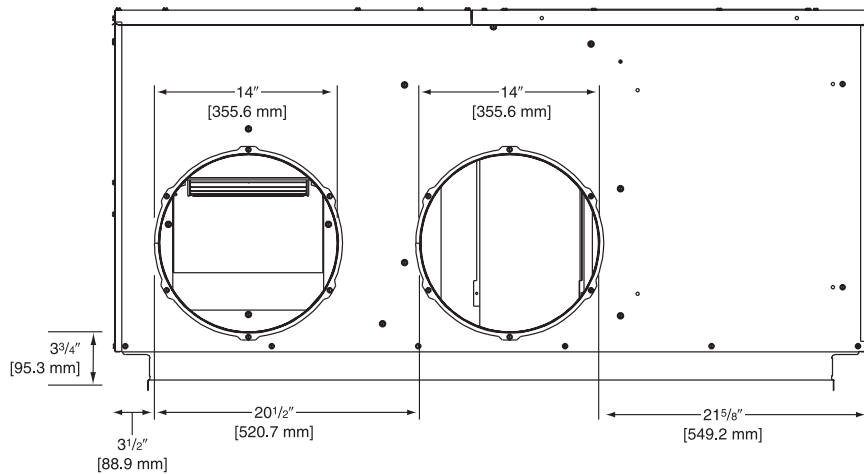
DIMENSIONS

Model	Height "A"
024, 030, 036, 042, 043	29 1/8"
048, 060	37 1/8"

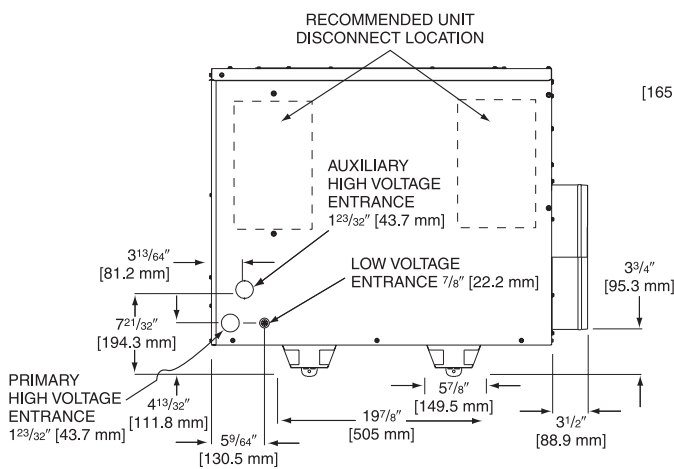
FRONT VIEW



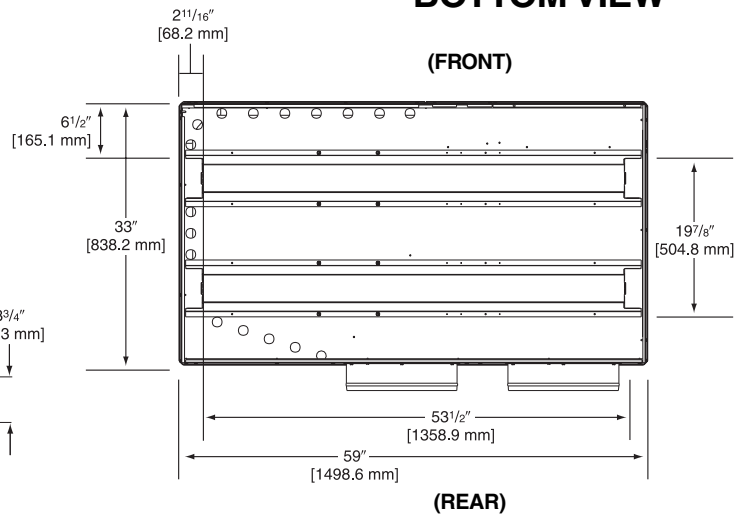
REAR VIEW



ELECTRICAL CONNECTIONS



BOTTOM VIEW



[] Designates Metric Conversions

Before proceeding with installation, refer to installation instructions packaged with each model, as well as complying with all Federal, State, Provincial, and Local codes, regulations, and practices.

Rheem Sales Company, Inc.
P.O. Box 17010, Fort Smith, AR 72917

"In keeping with its policy of continuous progress and product improvement, Rheem reserves the right to make changes without notice."