



MODEL: ROCB Oil Furnaces

FORM NO. OSC-618



Sure Comfort® Highboy/Horizontal Low Profile Oil Furnaces with ECM/Variable Speed Motors

- Input Ratio from 70 to 154 kBTU
[20.51 to 45.1 kW]



- Available with Front and Rear Flue
- Highboy, Horizontal, Left or Right Discharge
- Low Profile 44-1/2" and 50-5/8"
- Efficiencies up to 86.5%
- 3 Firing rates
- 2-5 Tons A/C
- 2 Large Accessible Clean Out Posts
- 3 Pass Heat Exchanger

- Can be installed with Beckett AFG, Riello F3, F5, BF3, BF5 and Carlin EZ burners
- Quick Disconnects on Burner Harness
- Control Board works with PSC and ECM
- Limited Lifetime Warranty
- This unit can be direct vented with the Riello BF3 or BF5 Burner. Direct vent kits available



Table of Contents

Standard Equipment3

Specifications & Dimensions4

Model Number Identification5

Blower Performance Data.....6

Limited Warranty7

Standard Equipment

The Sure Comfort® Furnace is fully assembled and offers the option of 4 separate burner in a box combinations. The newly designed heat exchanger is a 3-pass European design for optimal efficiency. The unit is offered with a 3-speed direct drive motor or an ECM motor (ROCB118 has a 4 speed direct drive motor). The Sure Comfort® offers the NRGmax 9103 operating board which is utilized on either the PSC or ECM furnace. For servicing, the Sure Comfort® has 2 - 6" x 8" clean out ports to access the flue passages in the heat exchanger. The unit is shipped with the RC barometric control and an external filter rack.

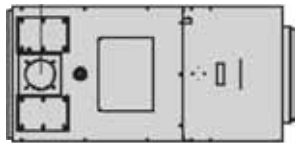
WARNING

THIS FURNACE IS NOT APPROVED
OR RECOMMENDED
FOR USE IN MOBILE HOMES

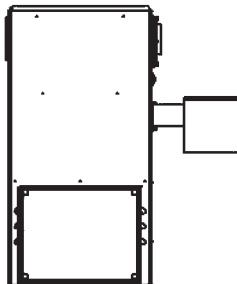
Specifications and Dimensions ECM Motor

FURNACE TYPE	HIGHBOY - HORIZONTAL					
MODEL	ROCB-072E04*M			ROCB-118V05M		
DIMENSIONS						
CABINET WIDTH	44-1/2"			50-5/8"		
CABINET DEPTH	22-1/16"			22-5/16"		
CABINET WIDTH	23-3/8"			28-5/16"		
CENTERLINE FLUE TO FLOOR (FRONT)	40"			46-7/8"		
CENTERLINE FLUE TO FLOOR (REAR)	40"			45"		
WARM AIR SUPPLY DEPTH	22-3/8"			21-1/16"		
WARM AIR SUPPLY WIDTH	21-1/16"			27-5/16"		
RETURN AIR SUPPLY WIDTH	15-1/16"			14-1/2"		
RETURN AIR SUPPLY DEPTH	18-7/8"			23-5/8"		
SPECIFICATIONS						
FLUE SIZE	5"			5"		
FILTER SIZE	16" X 20"			16" X 25"		
BLOWER SIZE	100-10T			110-9R		
SHIPPING WEIGHT	215			255		
B.T.U.H. INPUT	70,000	84,000	105,000	119,000	140,000	154,000
B.T.U.H. OUTPUT	60,000	72,000	89,000	102,000	118,000	130,000
FIRING RATE GPH	.50	.60	.75	.85	1.00	1.10
AFUE	86.5%	86.2%	85.1%	85.9%	85.6%	84.6%
BLOWER MOTOR DRIVE	ECM/DD	ECM/DD	ECM/DD	ECM/DD	ECM/DD	ECM/DD
HEATING EXT STATIC PRESSURE	.2			.2		
MAX. EXT. STATIC PRESSURE	.5			.5		
TEMPERATURE RISE	60 DEGREE			60 DEGREE		
BLOWER MOTOR FULL AMPS	9.2			11.5		
TOTAL CURRENT	12.2			14.5		
MINIMUM CIRCUIT AMPACITY	14.5			17.25		

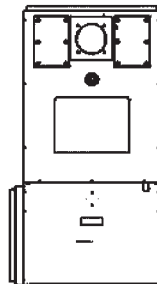
[] Designates Metric Conversions



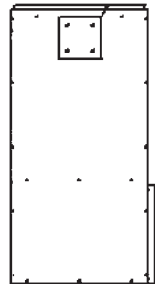
HORIZONTAL



LEFT SIDE



FRONT



REAR

Model Number Identification

<u>R</u>	<u>O</u>	<u>C</u>	<u>B</u>	<u>072</u>	<u>E</u>	<u>04</u>	<u>B</u>	<u>F</u>
Sure Comfort	Oil Furnace	Highboy/ Horizontal	Design Series	Heating Input Designation (Output BTU/HR) 060 = 60,000 [17.6 kW] 072 = 72,000 [21.1 kW] 089 = 89,000 [26.0 kW]	Motor Type E = ECM Motor	Heating and Cooling Designation 04 = Up to 4 tons cooling CFM for 072 models	Burner Type B = Beckett C = Carlin R = Riello BF3 = RielloDV	Variations M = Multi Flue
<u>R</u>	<u>O</u>	<u>C</u>	<u>B</u>	<u>118</u>	<u>V</u>	<u>05</u>	<u>B</u>	<u>F</u>
Sure Comfort	Oil Furnace	Highboy/ Horizontal	Design Series	102 = 102,000 [29.8 kW] 118 = 118,000 [34.6 kW] 130 = 130,000 [38.1 kW]	V = ECM	05 = Up to 5 tons cooling CFM for 118 models	Burner Type B = Beckett C = Carlin R = Riello BF5 = RielloDV118	Variations M = Multi Flue

[] Designates Metric Conversions

Blower Performance Data

MODEL ROCB-072E04*M	HIGHBOY HORIZONTAL		
Horsepower Speed	¾ HP	¾ HP	¾ HP
Heating CFM	850	1100	1325
Cooling CFM 1-1/2 Tons	600	600	600
Cooling CFM 2 Tons	800	800	800
Cooling CFM 2-1/2 Tons	1000	1000	1000
Cooling CFM 3 Tons	1200	1200	1200
Cooling CFM 4 Tons	1600	1600	1600

MODEL ROCB-118V05*M	HIGHBOY HORIZONTAL		
Horsepower Speed	1 HP	1 HP	1 HP
Heating CFM	1525	1775	1950
Cooling CFM 2-1/2 Tons	1000	1000	1000
Cooling CFM 3 Tons	1200	1200	1200
Cooling CFM 4 Tons	1600	1600	1600
Cooling CFM 5 Tons	2000	2000	2000

GENERAL TERMS OF LIMITED WARRANTY*

The Manufacturer will furnish a replacement for any part of this product which fails in normal use and service within the applicable period stated here, in accordance with the terms of the limited warranty.

***For complete details of the Limited and Conditional Warranties, including applicable terms and conditions, contact your local contractor or the Manufacturer for a copy of the product warranty certificate.**

Oil Heat Exchanger.....Limited Lifetime
Any Other Part.....Five (5) Years



Sure Comfort®
P.O. Box 17010, Fort Smith, AR 72917

Before proceeding with installation, refer to installation instructions packaged with each model, as well as complying with all Federal, State, Provincial, and Local codes, regulations, and practices.