



The new degree of comfort.™

Rheem *Classic*® Series Highboy/Horizontal Low Profile Oil Furnaces with PSC/Direct Drive Motor

ROCB- Series

Input Ratio from
70 to 154 kBTU
[20.51 to 45.1 kW]



- Available with Front and Rear Flue
- Highboy, Horizontal, Left or Right Discharge
- Low Profile 44-1/2" and 50-5/8"
- Efficiencies up to 86.5%
- 3 Firing rates
- 2-5 Tons A/C
- 2 Large Accessible Clean Out Posts
- 3 Pass Heat Exchanger
- Can be installed with Beckett AFG, Carlin EZ or Riello F3, F5, BF3 and BF5 Burners
- Quick Disconnects on Burner Harness
- Control Board works with PSC and ECM
- Limited Lifetime Warranty
- This unit can be direct vented with the Riello BF3 or the BF5 Burner. Direct vent kits available

TABLE OF CONTENTS

Standard Equipment	3
Specifications and Dimensions	4
Model Number Identification	5
Blower Performance Data	6
Limited Warranty	7

STANDARD EQUIPMENT

The Rheem *Classic*® Furnace is fully assembled and offers the option of 4 separate burner in a box combinations. The newly designed heat exchanger is a 3-pass European design for optimal efficiency. The unit is offered with a 3-speed direct drive motor or an ECM motor. The ROCB 118 will have a 4 speed DD motor. The Rheem *Classic*® offers the NRGmax 9103 operating board which is utilized on either the PSC or ECM furnace. For servicing, the Rheem *Classic*® has 2 - 6" x 8" clean out ports to access the flue passages in the heat exchanger. The unit is shipped with the RC barometric control and an external filter rack.

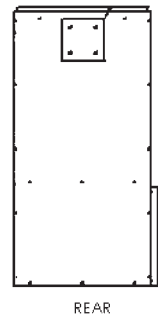
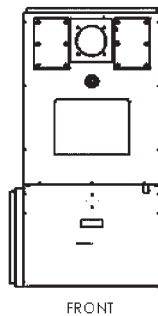
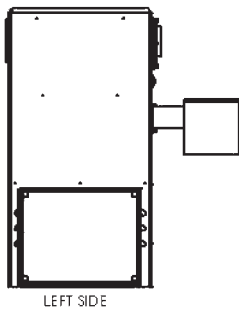
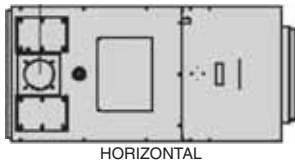
WARNING

THIS FURNACE IS NOT APPROVED
OR RECOMMENDED
FOR USE IN MOBILE HOMES

Specifications and Dimensions PSC Motor

FURNACE TYPE	HIGHBOY - HORIZONTAL					
MODEL	ROCB – 072P04 M			ROCB – 118P05 M		
DIMENSIONS						
CABINET HEIGHT	44-1/2"			50-5/8"		
CABINET WIDTH	22-1/16"			22- 5/16"		
CABINET DEPTH	23-3/8"			28-5/16"		
CENTERLINE FLUE TO FLOOR FRT	40"			46-7/8"		
CENTERLINE FLUE TO FLOOR REAR	40"			45"		
CENTERLINE FLUE TO SIDE	11- 13/16"			11 – 13/16"		
WARM AIR SUPPLY DEPTH	22-3/8"			21-1/16"		
WARM AIR SUPPLY WIDTH	21-1/16"			27-5/16"		
RETURN AIR SUPPLY WIDTH	15-1/16"			14-1/2"		
RETURN AIR SUPPLY DEPTH	18-7/8"			23-5/8"		
SPECIFICATIONS						
FLUE SIZE	5"			5"		
FILTER SIZE	16" X 20"			16 "X 25"		
BLOWER SIZE	100-10T			110-9R		
SHIPPING WEIGHT	215			255		
B T U H INPUT	70,000	84,000	105,000	119,000	140,000	154,000
B T U H OUTPUT	60,000	72,000	89,000	102,000	118,000	130,000
FIRING RATE GPH	.50	.60	.75	.85	1.00	1.10
AFUE	86.5%	86.2%	85.1%	85.9%	85.6%	84.6%
BLOWER MOTOR DRIVE	ECM/DD	ECM/DD	ECM/DD	ECM/DD	ECM/DD	ECM/DD
HEATING EXT STATIC PRESSURE	.2			.2		
MAX. EXT STATIC PRESSURE	.5			.5		
TEMPERATURE RISE	60 DEGREE			60 DEGREE		
BLOWER MOTOR FULL AMPS	10.2			11		
TOTAL CURRENT	12.2			14		
MINIMUM CIRCUIT AMPACITY	14.5			16.7		

[] Designates Metric Conversions



Model Number Identification

<u>R</u>	<u>O</u>	<u>C</u>	<u>B</u>	<u>072</u>	<u>P</u>	<u>04</u>	<u>B</u>	<u>M</u>
Rheem	Oil Furnace	Highboy/ Horizontal	Design Series	Heating Input Designation (Output BTU/HR) 060 = 60,000 [17.6 kW] 072 = 72,000 [21.1 kW] 089 = 89,000 [26.0 kW]	Motor Type P = PSC Motor	Heating and Cooling Designation 04 = Up to 4 tons cooling CFM for 072 models	Burner Type B = Beckett C = Carlin R = Riello BF3 = RielloDV072	Variations M = Multi Flue

<u>R</u>	<u>O</u>	<u>C</u>	<u>B</u>	<u>118</u>	<u>P</u>	<u>05</u>	<u>B</u>	<u>M</u>
Rheem	Oil Furnace	Highboy/ Horizontal	Design Series	Heating Input Designation (Output BTU/HR) 102 = 102,000 [29.8 kW] 118 = 118,000 [34.6 kW] 130 = 130,000 [38.1 kW]	Motor Type P = PSC Motor	Heating and Cooling Designation 05 = Up to 5 tons cooling CFM for 118 models	Burner Type B = Beckett C = Carlin R = Riello BF3 = RielloDV072 BF5 = RielloDV118	Variations M = Multi Flue

[] Designates Metric Conversions

Blower Performance Data

Model	ROCB-072P04 M/F			ROCB-0118P05M		
Static Press. In. W.C.2 1 Ton = 400 CFM	0.2	0.5	0.7	0.2	0.5	0.7
CFM Low Speed	1193	1125	1053	1235	1220	1210
CFM Medium Low Speed				1390	1360	1344
CFM Medium High Speed	1425	1256	1118	1761	1680	1614
CFM High Speed	1616	1470	1309	2103	1970	1825

GENERAL TERMS OF LIMITED WARRANTY*

The Manufacturer will furnish a replacement for any part of this product which fails in normal use and service within the applicable period stated, in accordance with the terms of the limited warranty.

*For complete details of the Limited and Conditional Warranties, including applicable terms and conditions, contact your local contractor or the Manufacturer for a copy of the product warranty certificate.

Oil Heat Exchanger Limited Lifetime
Any Other Part Five (5) Years



The new degree of comfort.™

In keeping with its policy of continuous progress and product improvement, Rheem reserves the right to make changes without notice.

Rheem Heating, Cooling & Water Heating • P.O. Box 17010
Fort Smith, Arkansas 72917 • www.rheem.com

Rheem Canada Ltd./Ltée • 125 Edgeware Road, Unit 1
Brampton, Ontario • L6Y 0P5



INTEGRATED HOME COMFORT

PRINTED IN U.S.A 9/17 QG FORM NO. 011-619 REV. 1