

Energy Saver Mode

120°F

Hybrid Heat Pump Water Heater



warm

hot

very hot



Touch Screen Display

User Operating Instructions



Settings



Service

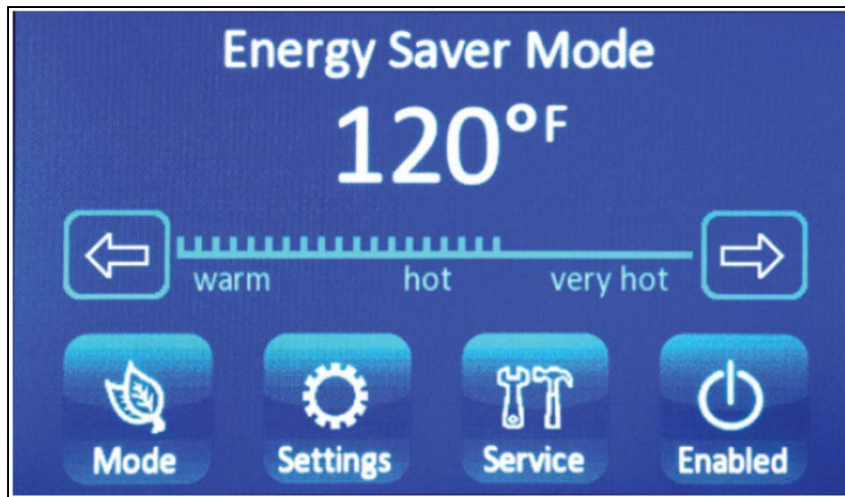


Start Up Screen




- **Water Heater is OFF**
- **Control Board has 240V power**
- **TSD and communications link are OK**
- **Notice “Water Heater Disabled”**
- **Press Standby to start machine**

Home Screen



- **HB50 is factory set to run in Energy Saver Mode**
- **Water temperature setting is factory set to 120°F**
- **Notice “Standby” changed to “Enabled”**
- **This button will cycle the water heater ON and OFF**



Mode



- **Energy Saver Mode**
 - Combination of heat pump and elements
- **Heat Pump Only Mode**
 - Highest EF rating
 - Does not use elements
- **High Demand Mode**
 - Combination of heat pump and elements
 - Best performance
- **Electric Heat Only Mode**
 - Non-simultaneous heating elements
- **Vacation Mode**
 - Select 2 – 28 days
 - “HOLD” setting for indef

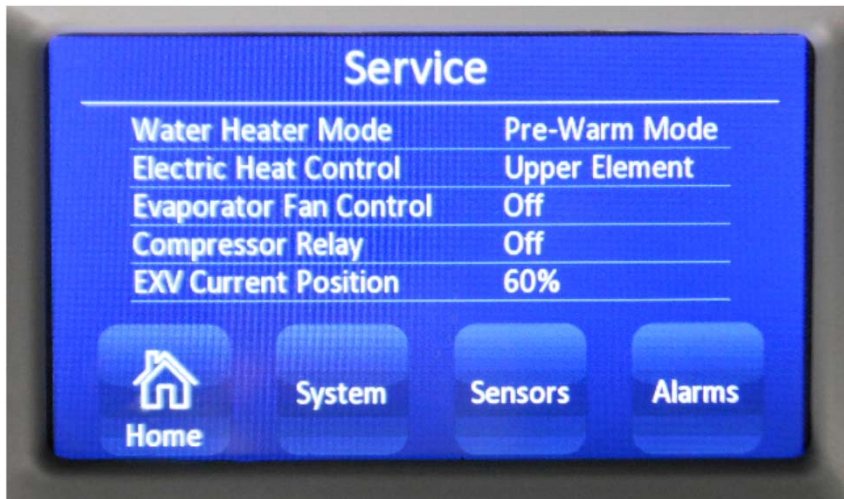
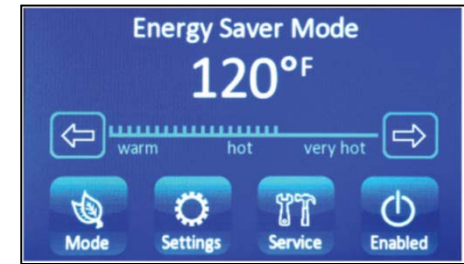


Settings

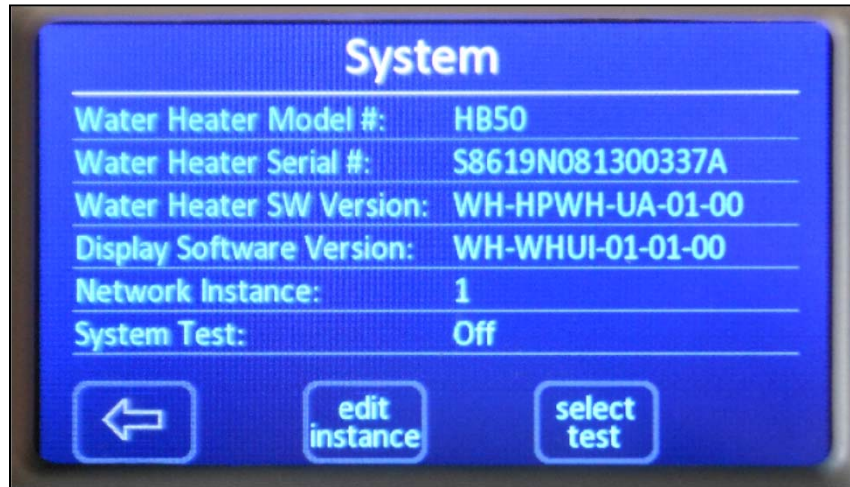


- **Select**
 - Fahrenheit
 - Celsius
- **Lock / Unlock the Home Screen**
- **Enable / Disable Audible Alarms**

Service



- Displays current status of the machine
- System
- Sensors
- Alarms

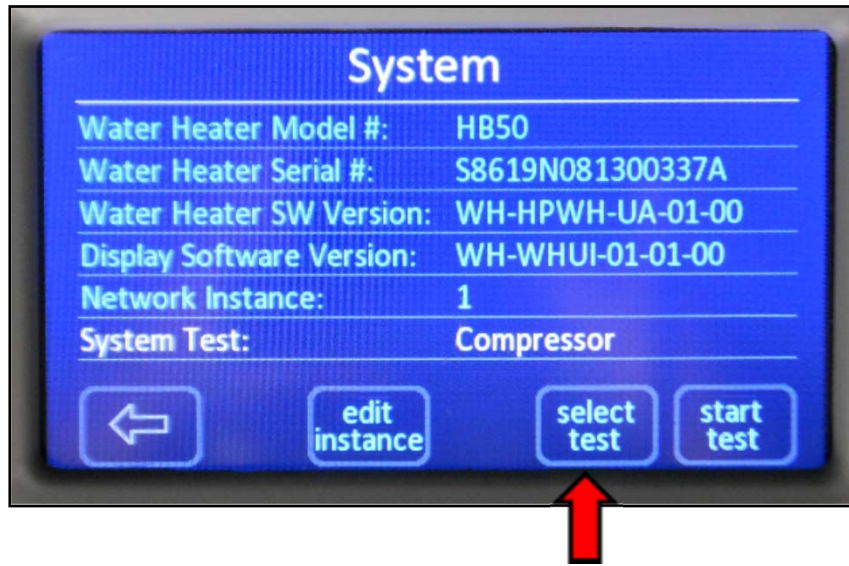


System



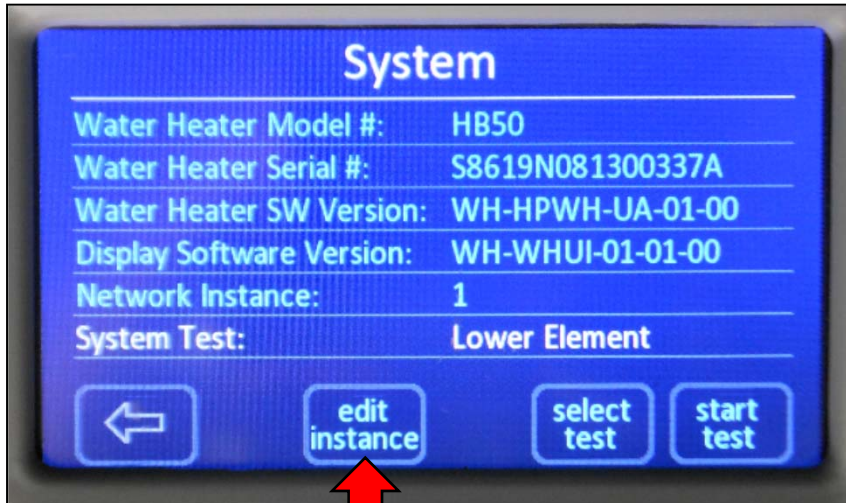
- Model Number
- Serial Number
- Software Versions
 - Control Board
 - Display (TSD)
- Network Instance for EcoNet™
- System Test
 - Select Test

Select Test



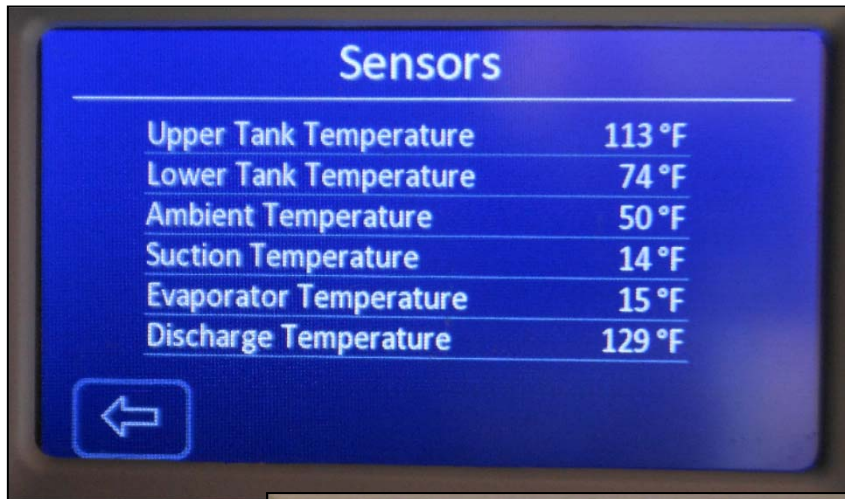
- **Select Test**
 - Upper Element
 - Lower Element
 - Compressor
 - Evap Fan Lo Speed
 - Evap Fan HI Speed
- **Press Start Test**

Start Test

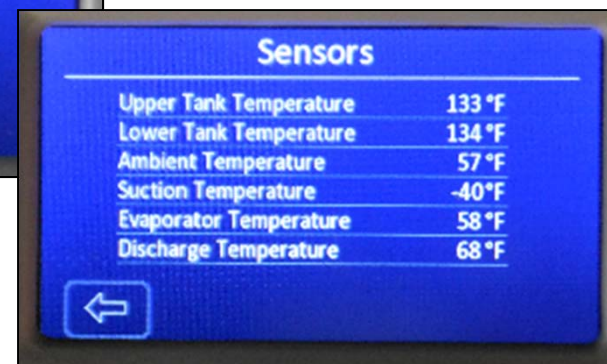
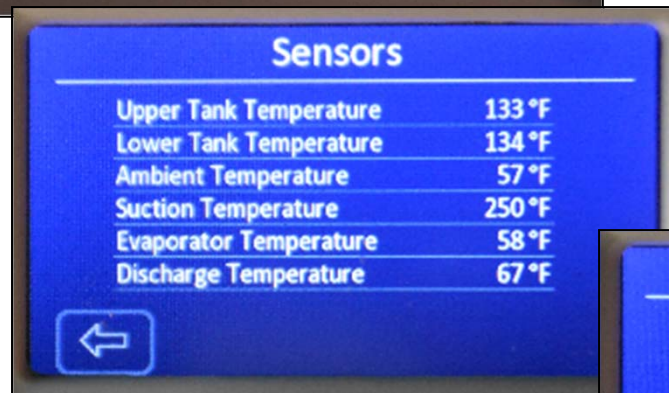


- Press Start Test
- Control Board sends current to the part
- You can verify current with a multimeter
- Part should be working
- Press End Test when completed

Sensors



- Shows thermistor temperature reading of areas being monitored
- Shorted thermistor will read “250°F”
- Open thermistor will read “-40°F”



Alarms



- Shows current alarms
 - Press Clear Alarms to reset
- Shows alarm history
 - Press Clear History to reset

Energy Saver Mode

120°F

Hybrid Heat Pump Water Heater



Touch Screen Display

User Operating Instructions



Settings



Service

