




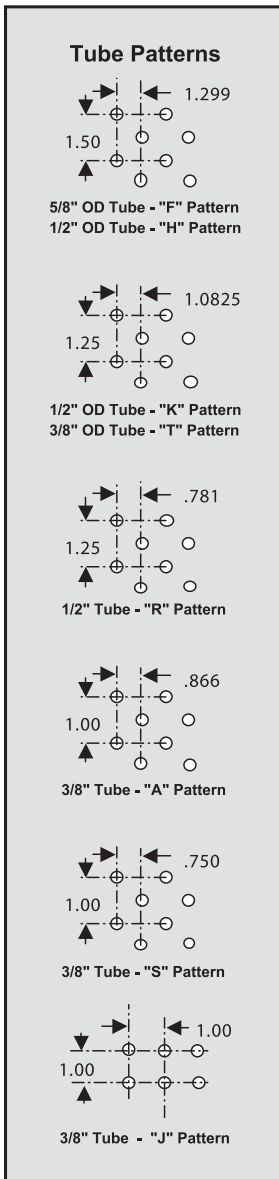
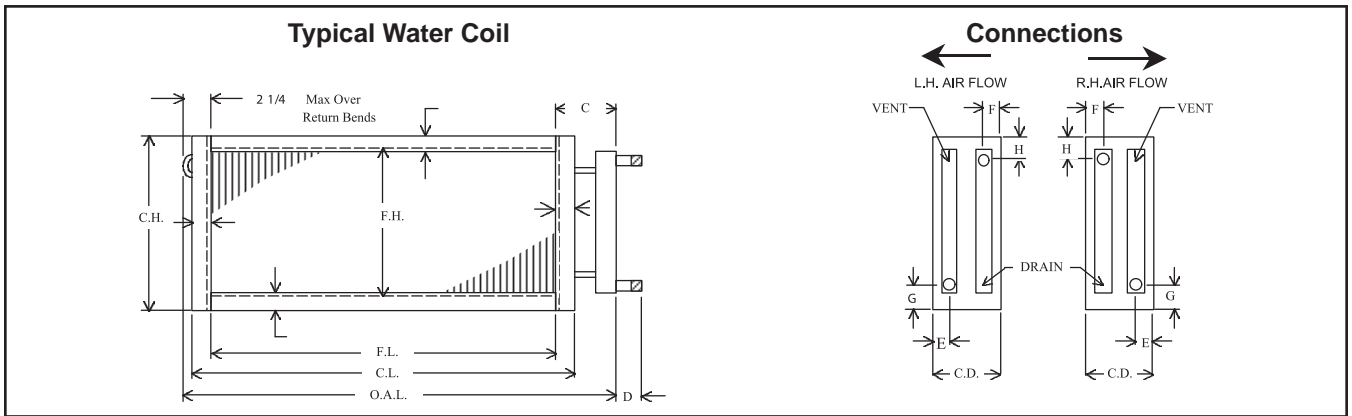
Witt  
**Custom Coils**



**Available Styles:**

- Water or Glycol
- Direct Expansion
- Condenser or Heat Reclaim
- Non-Freeze Steam
- Standard Steam Opposite End

## Drawings



### FIN MATERIALS

- .0045, .006, .010 Aluminum
- .006 Copper
- .006 Polyfin

### FIN SPACING

- "F" & "H" Patterns = 4 to 14 fins per inch
- "K" & "T" Patterns = 8 to 14 fins per inch
- "R" Patterns = 12 to 18 fins per inch
- "J" Patterns = 8 to 18 fins per inch
- "A" Patterns = 10 to 18 fins per inch
- "S" Patterns = 12 to 20 fins per inch

### TUBE MATERIAL - COPPER

- 5/8" x .018, .025, .035 Wall Smooth
- 1/2" x .016 Wall Smooth
- 1/2" x .017 Wall Helical Rifle
- 3/8" x .016 Wall Smooth
- 3/8" x .013 Wall Rifle
- 3/8" x .012 Wall Helical Crosshatched

### CASINGS

- 16 & 18 Ga. Galvanized Steel
- Stainless Steel with Copper Tube Sheets
- Aluminum
- Copper

### HEADERS

- Type "L" from 7/8" OD to 3 1/8" OD Copper

### ARI CERTIFIED

- "F" Pattern - 5/8" OD x 1.25

### CONNECTIONS

- Water & Steam Coils - Steel MPT Connections
- DX Distributors - Standard or Hot Gas
- DX, Condenser & Heat Reclaim have Copper Sweat Connections
- Optional Copper Connections - Threaded (MPT or FPT)
- Supply Connections on Both Ends of Non-Freeze Steam Coils over 72" Finned Length

### BRAZING

- All joints are hand brazed with silver-bearing copper brazing alloys.

### TESTING

- All coils are leak tested under water at 400 PSIG dry nitrogen.

### OTHER OPTIONS

- Non-Standard Casing Flange Widths and Coil Casing Depths
- Special Coil Coatings
- Additional Distributors
- Non-Standard Circuiting and Intertwined Circuiting (DX only)
- Premium Lead Time Program

## MODEL NUMBER NOMENCLATURE

